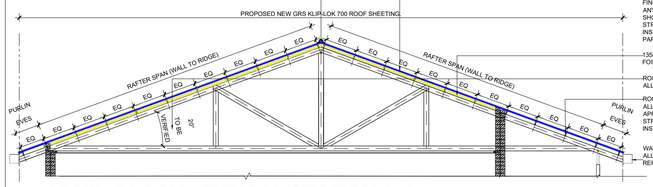

RIDGE CAP:
GRS GALVANIZED CONTINUOUS ALUMINIUM APEX FLASHING TO DETAIL. FLASHINGS TO BE STRICTLY DRESSED AS PER MANUFACTURES SPECIFICATION.

ROOF:
EXISTING ASBESTOS ROOFING TO BE REPLACED WITH NEW 0.53mm GRS KLIPLOK 700 ROOF SHEETING LAID ON SHEETING RESTS ON 135mm NON-COMBUSTIBLE LIGHTWEIGHT POLYESTER BLANKET AND FOIL INSULATION FITTED OVER TIMBER PURLINS AT MAX 735mm C/C AND TIMBER TRUSSES AT MAX 1750mm C/C USING KL700 PLUS CLIPS FIXED WITH 10NO.16 X 16MM LONG SELF DRILLING WAFER HEAD PHZ SCREWS. NO. 3 DRILL POINT FASTENERS. ALL FOLLOWING THE MANUFACTURER'S SPECIFICATIONS BY A GRS APPROVED CONTRACTOR . FINISH SPECIFICATION : Z200 SPELTER IS Q550 CHROMADEX® DARK DOLPHIN FINISH TOPCOAT AND PEBBLE GREY BACKING COAT ROOF SHEETING. ANY STRUCTURAL SUPPORTS UNFIT TO HOLD NEW ROOF STRUCTURE SHOULD BE IDENTIFIED AND REPLACED WITH SIMILAR APPROVED BY STRUCTURAL ENGINEER AND ROOF SPECIALIST. NEW ROOF AND INSTALLATION TO COMPLY WITH PART KK13, SABS 10400 LAID AS PER PART L SANS 10 400 OF THE NATIONAL BUILDING REGULATIONS.

135mm NON-COMBUSTIBLE LIGHTWEIGHT POLYESTER BLANKET AND FOIL INSULATION FITTED OVER TIMBER PURLINS TO DETAIL.

ROOF PITCH:
ALL ROOF PITCHES TO BE VERIFIED ON SITE PRIOR TO INSTALLATION

ROOF FIXINGS:
ALL DAMAGED ROOF FIXINGS TO BE REPLACED WITH SIMILAR APPROVED FIXINGS. ALL ROOF FIXINGS TO BE INSPECTED BY STRUCTURAL ENGINEER AND ROOF SPECIALIST PRIOR TO ANY INSTALLATIONS.

WATER GOODS:
ALL DAMAGED EXISTING RAINWATER PIPES AND GUTTERS TO BE REPLACED WITH SIMILAR APPROVED.

ADMIN BLOCK - TYPICAL SECTION A-A

SCALE : 1: 50

NOTES IN RESPECT OF S.A. STANDARD CODE OF PRACTICE FOR THE APPLICATION OF THE NATIONAL BUILDING REGULATIONS, SANS 10400

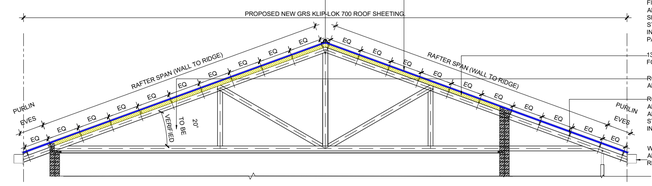

RIDGE CAP:
GRS GALVANIZED CONTINUOUS ALUMINIUM APEX FLASHING TO DETAIL. FLASHINGS TO BE STRICTLY DRESSED AS PER MANUFACTURES SPECIFICATION.

ROOF:
EXISTING ASBESTOS ROOFING TO BE REPLACED WITH NEW 0.53mm GRS KLIPLOK 700 ROOF SHEETING LAID ON SHEETING RESTS ON 135mm NON-COMBUSTIBLE LIGHTWEIGHT POLYESTER BLANKET AND FOIL INSULATION FITTED OVER TIMBER PURLINS AT MAX 735mm C/C AND TIMBER TRUSSES AT MAX 1750mm C/C USING KL700 PLUS CLIPS FIXED WITH 10NO.16 X 16MM LONG SELF DRILLING WAFER HEAD PHZ SCREWS. NO. 3 DRILL POINT FASTENERS. ALL FOLLOWING THE MANUFACTURER'S SPECIFICATIONS BY A GRS APPROVED CONTRACTOR . FINISH SPECIFICATION : Z200 SPELTER IS Q550 CHROMADEX® DARK DOLPHIN FINISH TOPCOAT AND PEBBLE GREY BACKING COAT ROOF SHEETING. ANY STRUCTURAL SUPPORTS UNFIT TO HOLD NEW ROOF STRUCTURE SHOULD BE IDENTIFIED AND REPLACED WITH SIMILAR APPROVED BY STRUCTURAL ENGINEER AND ROOF SPECIALIST. NEW ROOF AND INSTALLATION TO COMPLY WITH PART KK13, SABS 10400 LAID AS PER PART L SANS 10 400 OF THE NATIONAL BUILDING REGULATIONS.

135mm NON-COMBUSTIBLE LIGHTWEIGHT POLYESTER BLANKET AND FOIL INSULATION FITTED OVER TIMBER PURLINS TO DETAIL.

ROOF PITCH:
ALL ROOF PITCHES TO BE VERIFIED ON SITE PRIOR TO INSTALLATION

ROOF FIXINGS:
ALL DAMAGED ROOF FIXINGS TO BE REPLACED WITH SIMILAR APPROVED FIXINGS. ALL ROOF FIXINGS TO BE INSPECTED BY STRUCTURAL ENGINEER AND ROOF SPECIALIST PRIOR TO ANY INSTALLATIONS.

WATER GOODS:
ALL DAMAGED EXISTING RAINWATER PIPES AND GUTTERS TO BE REPLACED WITH SIMILAR APPROVED.

CLASSROOM BLOCK B - TYPICAL SECTION A-A

SCALE : 1: 50

NOTES IN RESPECT OF S.A. STANDARD CODE OF PRACTICE FOR THE APPLICATION OF THE NATIONAL BUILDING REGULATIONS, SANS 10400

DEMOLITION GENERAL NOTES :

* ALL WALLS, SLABS AND SCREEDS TO BE MADE GOOD ADJACENT TO DEMOLITIONS.
* REMOVED ALL DOORS, SECURITY GATES, TIMBER DOOR FRAMES AND FANLIGHTS
* REMOVE ALL YELLOW GLASS IN EXISTING FRAMES AND REPLACE WITH CLEAR SAFETY GLASS.
* REMOVE ALL BURGLAR BARS AND BLINDS FROM WINDOWS.
* REMOVE GLASS TO DOORS AND SIDE LIGHTS BELOW 2100MM AND REPLACE WITH CLEAR SAFETY GLASS.
* REMOVE GLASS TO WINDOWS WITH A SILL HEIGHT BELOW 800MM AND REPLACE WITH CLEAR SAFETY GLASS.
* ANY CRACKED OR DAMAGED GLASS IS TO THE REPLACED WITH GLASS TO MATCH EXISTING IF SAFETY GLAZING NOTES ABOVE DOES NOT APPLY.
* REMOVE ALL CEILINGS AND LIGHT FITTINGS.
* REMOVE ALL FLOOR VINYL WHERE INDICATED, FLOOR TILES, SKIRTINGS AND GRANO PERIMETER.
* REMOVE ALL AIR CONDITIONING AND HEATING UNITS. (AS PER ENGINEERS INSTRUCTIONS)

E1 DEMOLITION OF ANY BUILDING

1) NO OWNER OF ANY SITE SHALL DEMOLISH OR CAUSE OR PERMIT TO BE DEMOLISHED ANY BUILDING WITHOUT THE PRIOR WRITTEN PERMISSION OF THE LOCAL AUTHORITY.
2) THE LOCAL AUTHORITY MAY, IN GRANTING SUCH PERMISSION, IMPOSE ANY CONDITION OR REQUIREMENT CONTEMPLATED IN SUBREGULATIONS F1(4) AND 5 AND REGULATION F2 FOR THE SAFETY, HEALTH AND CONVENIENCE OF THE PUBLIC, AND FOR THE SAFETY OF ANY OTHER BUILDING OR INSTALLATION WHICH IN ITS OPINION MAY BE AFFECTED BY SUCH DEMOLITION.
3) NO PERSON SHALL AT ANY TIME DURING THE COURSE OF OR AFTER THE DEMOLITION OF A BUILDING LEAVE IT IN A CONDITION DANGEROUS TO THE PUBLIC OR ANY ADJOINING PROPERTY.
4) WHERE A CONDITION CONTEMPLATED IN SUBREGULATION (3) ARISES THE LOCAL AUTHORITY MAY SERVE A NOTICE PERSON REQUIRING HIM TO MAKE THE SITE SAFE, AND IF HE FAILS SO TO DO, THE LOCAL AUTHORITY MAY ITSELF CARRY OUT THE NECESSARY WORK AND RECOVER THE COSTS THEREOF FROM SUCH PERSON.

E2 SAFEGUARDING OF BASEMENTS

WHERE ANY BUILDING IS DEMOLISHED TO THE LEVEL OF THE GROUND AND SUCH BUILDING CONTAINED A BASEMENT, THE OWNER OF SUCH BUILDING SHALL PROVIDE OR CAUSE TO BE PROVIDED SAFE LATERAL SUPPORT TO THE SIDES OF SUCH BASEMENT.

E3 PROHIBITION OF DANGEROUS METHODS

THE LOCAL AUTHORITY MAY PROHIBIT THE USE OF ANY METHOD TO BE APPLIED IN THE DEMOLITION OF ANY BUILDING WHERE IN ITS OPINION SUCH METHOD WILL CREATE OR CAUSE TO BE CREATED ANY DANGER TO ANY PERSON OR OTHER BUILDING OR PROPERTY, AND WHERE IT SO PROHIBITS IT SHALL, ON THE REQUEST OF THE OWNER OF SUCH BUILDING, GIVE ITS REASONS, IN WRITING, FOR SUCH PROHIBITION.

E4 GENERAL PENALTY

ANY PERSON WHO CONTRAVENES ANY REQUIREMENT OF THE REGALATIONS OF THIS PART OR FAILS TO COMPLY WITH ANY NOTICE, CONDITION OR ORDER ISSUED THEREUNDER, SHALL BE GUILTY OF AN OFFENCE.

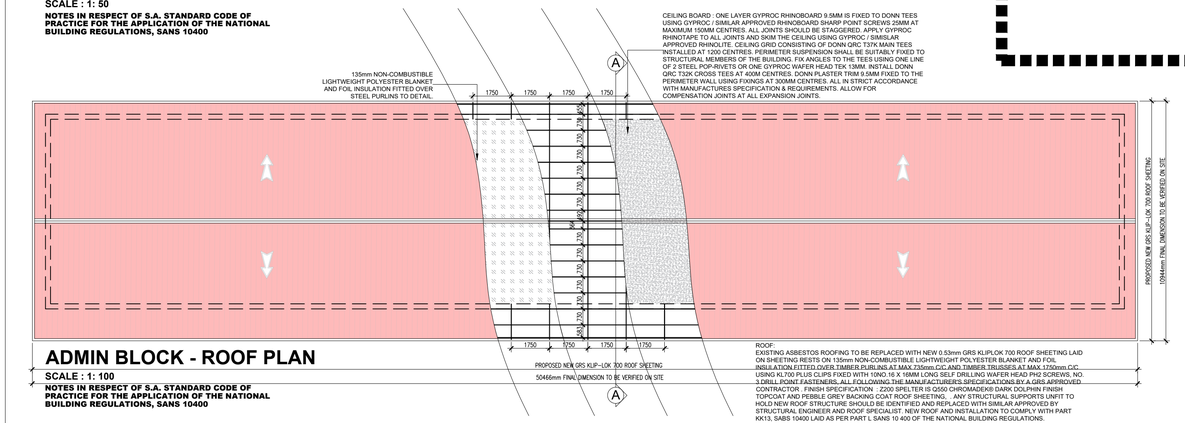

ROOF:
EXISTING ASBESTOS ROOFING TO BE REPLACED WITH NEW 0.53mm GRS KLIPLOK 700 ROOF SHEETING LAID ON SHEETING RESTS ON 135mm NON-COMBUSTIBLE LIGHTWEIGHT POLYESTER BLANKET AND FOIL INSULATION FITTED OVER TIMBER PURLINS AT MAX 735mm C/C AND TIMBER TRUSSES AT MAX 1750mm C/C USING KL700 PLUS CLIPS FIXED WITH 10NO.16 X 16MM LONG SELF DRILLING WAFER HEAD PHZ SCREWS. NO. 3 DRILL POINT FASTENERS. ALL FOLLOWING THE MANUFACTURER'S SPECIFICATIONS BY A GRS APPROVED CONTRACTOR . FINISH SPECIFICATION : Z200 SPELTER IS Q550 CHROMADEX® DARK DOLPHIN FINISH TOPCOAT AND PEBBLE GREY BACKING COAT ROOF SHEETING. ANY STRUCTURAL SUPPORTS UNFIT TO HOLD NEW ROOF STRUCTURE SHOULD BE IDENTIFIED AND REPLACED WITH SIMILAR APPROVED BY STRUCTURAL ENGINEER AND ROOF SPECIALIST. NEW ROOF AND INSTALLATION TO COMPLY WITH PART KK13, SABS 10400 LAID AS PER PART L SANS 10 400 OF THE NATIONAL BUILDING REGULATIONS.

ADMIN BLOCK - ROOF PLAN

SCALE : 1: 100

NOTES IN RESPECT OF S.A. STANDARD CODE OF PRACTICE FOR THE APPLICATION OF THE NATIONAL BUILDING REGULATIONS, SANS 10400

FIRE NOTES:

	BUILDING CLASSIFICATION	-H2
1.	DIVISION AREA TO COMPLY WITH PART	- 4.4
2.	FIRE RESISTANCE OF OCCUPANCY AND DIVISION	- 4.6
3.	STABILITY	- 4.7
4.	PARTITIONS AND PARTITION WALLS	- 4.9
5.	PROTTECTION OF OPENINGS	- 4.10
6.	ROOF ASSEMBLY AND COVERINGS	- 4.12
7.	CEILINGS	- 4.13
8.	FLOOR COVERINGS	- 4.14
9.	WALL FINISHES	- 4.15
10.	PROVISION OF EMERGENCY ROUTES	- 4.16-19
11.	MARKING AND SIGNPOSTS	- 4.27 / 29
12.	FIRE SIGNAGE AND F.E'S TO BE TO CFO'S SATISFACTION	- 4.29,32,33
13.	LIGHTING OF FEEDER ROUTES	- 4.30
14.	FIRE DETECTION AND ALARM SYSTEMS	- 4.31
15.	FIRE FIGHTING EQUIPMENT	- 4.32
16.	WATER RETICULATION FOR FIRE FIGHTING	- 4.33
17.	FHF'S TO BE SANS 0543	- 4.34
18.	FIRE HYDRANTS PROVIDED AND POSITIONED TO CFO'S SATISFACTION	- 4.35
19.	PORTABLE FIRE EXTINGUISHER	- 4.37
20.	SERVICES AND STRUCTURAL OR SEPERATING ELEMENTS	- 4.41
21.	SMOKE CONTROL AND VENTING	- 4.42
22.	AIRCONDITIONING AND VENTILATION SYSTEMS	- 4.43
23.	EMERGENCY POWER	- 4.53
24.	PRESUMED FIRE RESISTANCE OF BUILDING MATERIALS AND COMPONENTS	- 4.56

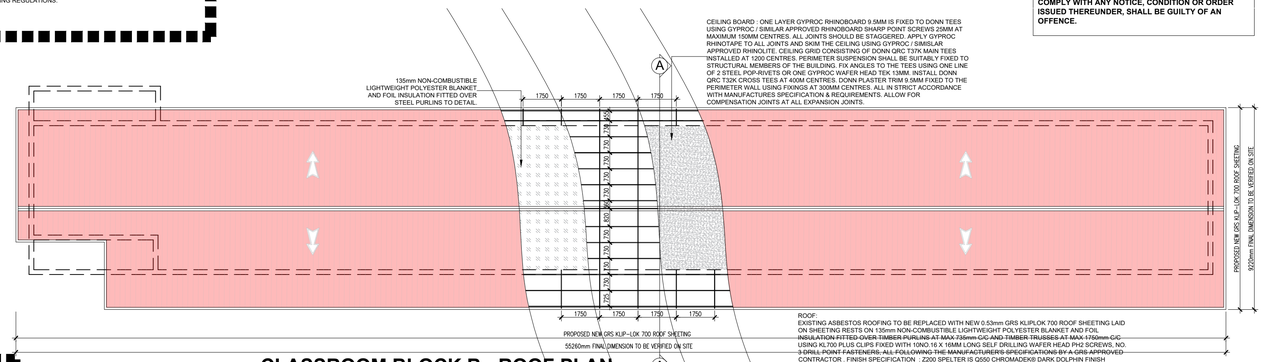

ROOF:
EXISTING ASBESTOS ROOFING TO BE REPLACED WITH NEW 0.53mm GRS KLIPLOK 700 ROOF SHEETING LAID ON SHEETING RESTS ON 135mm NON-COMBUSTIBLE LIGHTWEIGHT POLYESTER BLANKET AND FOIL INSULATION FITTED OVER TIMBER PURLINS AT MAX 735mm C/C AND TIMBER TRUSSES AT MAX 1750mm C/C USING KL700 PLUS CLIPS FIXED WITH 10NO.16 X 16MM LONG SELF DRILLING WAFER HEAD PHZ SCREWS. NO. 3 DRILL POINT FASTENERS. ALL FOLLOWING THE MANUFACTURER'S SPECIFICATIONS BY A GRS APPROVED CONTRACTOR . FINISH SPECIFICATION : Z200 SPELTER IS Q550 CHROMADEX® DARK DOLPHIN FINISH TOPCOAT AND PEBBLE GREY BACKING COAT ROOF SHEETING. ANY STRUCTURAL SUPPORTS UNFIT TO HOLD NEW ROOF STRUCTURE SHOULD BE IDENTIFIED AND REPLACED WITH SIMILAR APPROVED BY STRUCTURAL ENGINEER AND ROOF SPECIALIST. NEW ROOF AND INSTALLATION TO COMPLY WITH PART KK13, SABS 10400 LAID AS PER PART L SANS 10 400 OF THE NATIONAL BUILDING REGULATIONS.

CLASSROOM BLOCK B - ROOF PLAN

SCALE : 1: 100

NOTES IN RESPECT OF S.A. STANDARD CODE OF PRACTICE FOR THE APPLICATION OF THE NATIONAL BUILDING REGULATIONS, SANS 10400

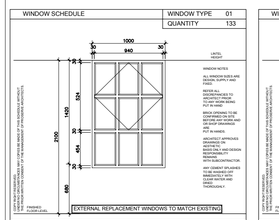

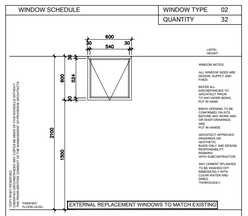

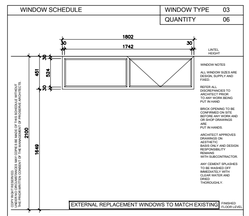

DESCRIPTION:	STEEL EXTRUSIONS FRAME		
GLASS:	6mm CLEAR SAFETY GLAZING THROUGHOUT AS PER PART N- GLAZING OF SANS 10400		
GLAZING:	REFER TO GLAZING / MANUFACTURER'S SPECIFICATIONS		
IRONMONGERY:	AS PER MANUFACTURERS SPECIFICATIONS		
FURNITURE:	STEEL EXTRUSION HANDLES.		
LOCKSET:	ALL OPENING SECTIONS TO BE FITTED WITH APPROVED LOCKING MECHANISM		
HINGES:	PROJECTION HINGES.		
OTHER:	ALL GLAZING TO COMPLY WITH PART 'N' OF THE SANS 10400		
POSITION:	CLASSROOMS		
GLAZING AND SIGNAGE PANELS ARE TO BE DETERMINED PER SITATION.			

DESCRIPTION:	STEEL EXTRUSIONS FRAME		
GLASS:	6mm CLEAR SAFETY GLAZING THROUGHOUT AS PER PART N- GLAZING OF SANS 10400		
GLAZING:	REFER TO GLAZING / MANUFACTURER'S SPECIFICATIONS		
IRONMONGERY:	AS PER MANUFACTURERS SPECIFICATIONS		
FURNITURE:	STEEL EXTRUSION HANDLES.		
LOCKSET:	ALL OPENING SECTIONS TO BE FITTED WITH APPROVED LOCKING MECHANISM		
HINGES:	PROJECTION HINGES.		
OTHER:	ALL GLAZING TO COMPLY WITH PART 'N' OF THE SANS 10400		
POSITION:	ABLUTIONS		
GLAZING AND SIGNAGE PANELS ARE TO BE DETERMINED PER SITATION.			

DESCRIPTION:	STEEL EXTRUSIONS FRAME		
GLASS:	6mm CLEAR SAFETY GLAZING THROUGHOUT AS PER PART N- GLAZING OF SANS 10400		
GLAZING:	REFER TO GLAZING / MANUFACTURER'S SPECIFICATIONS		
IRONMONGERY:	AS PER MANUFACTURERS SPECIFICATIONS		
FURNITURE:	STEEL EXTRUSION HANDLES.		
LOCKSET:	ALL OPENING SECTIONS TO BE FITTED WITH APPROVED LOCKING MECHANISM		
HINGES:	PROJECTION HINGES.		
OTHER:	ALL GLAZING TO COMPLY WITH PART 'N' OF THE SANS 10400		
POSITION:	STOREROOMS		
GLAZING AND SIGNAGE PANELS ARE TO BE DETERMINED PER SITATION.			



LOCATION:	SUT SATE		
QUANTITY:	18	TYPE:	DOOR 900MM WIDE,2100MM HIGH STEEL FRAME
FINISH:	900mm x 2100mm GALVANISED AND EPOXY COATED M/S STEEL DOOR.		
GLAZING:	N/A		
IRON MONGERY:	IRONMONGERY SCHEDULE BY SPECIALIST. LOCK SET, OPENING LEAF DOOR HANDLE, AND HINGES AS PER MANUFACTURER'S SPECIFICATIONS.		
DOOR & FRAME DESCRIPTION:	900mm x 2100mm GALVANISED AND EPOXY COATED M/S STEEL DOOR SIDES AND CONCEALED EDGES TO SUIT OPENING. DOOR TO BE FITTED WITH 3 x HINGES PER LEAF ALL TO SPECIALIST DETAILS.		

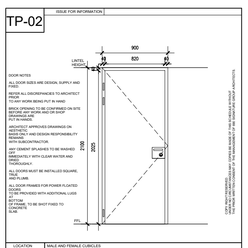

LOCATION:	MALE AND FEMALE CUBICLES		
QUANTITY:	24	TYPE:	DOOR: 900mm WIDE x 2100mm HIGH ALUMINIUM FRAME.
FINISH:	WOOD TO BE SEALED WITH LINSEED OIL OR OTHER RECOMMENDED SEALANTS BY MANUFACTURE AND TO BE PAINTED TO ARCHITECT SPEC. APPROVED BY CLIENT		
GLAZING:	N/A		
IRON MONGERY:	IRONMONGERY SCHEDULE BY SPECIALIST. LOCK KNOB AND INDICATOR. LOCK SET, OPENING LEAF DOOR HANDLE, AND HINGES AS PER MANUFACTURER'S SPECIFICATIONS.		
DOOR & FRAME DESCRIPTION:	900mm x 2100mm SEMI SOLID TIMBER DOOR SIDES AND CONCEALED EDGES TO SUIT OPENING. DOOR TO BE FITTED WITH 3 x HINGES PER LEAF ALL TO SPECIALIST DETAILS. COLOUR OF THE DOOR AND FRAME TO ARCHITECT'S SPECIALIST.		



LOCATION:	CLASSROOMS & OFFICE EXTERNAL DOORS		
QUANTITY:	18	TYPE:	DOOR 900MM WIDE,2100MM HIGH ALUMINIUM FRAME.
FINISH:	WOOD TO BE SEALED WITH LINSEED OIL OR OTHER RECOMMENDED SEALANTS BY MANUFACTURE AND TO BE PAINTED TO ARCHITECT SPEC. APPROVED BY CLIENT		
GLAZING:	N/A		
IRON MONGERY:	IRONMONGERY SCHEDULE BY SPECIALIST. LOCK SET, OPENING LEAF DOOR HANDLE, AND HINGES AS PER MANUFACTURER'S SPECIFICATIONS.		
DOOR & FRAME DESCRIPTION:	2100 mm x 900mm SEMI SOLID HARDWOOD DOOR WITH SLATTED PANELS BOTH SIDES AND COUNSELED EDGES TO SUIT OPENING. DOOR TO BE FITTED WITH 3 x HINGES PER LEAF ALL TO SPECIALIST. COLOUR TO ARCHITECT.		

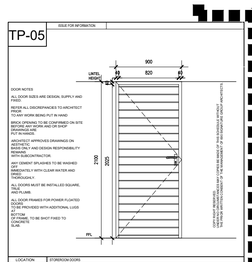

LOCATION:	STOREROOM DOORS		
QUANTITY:	18	TYPE:	DOOR 900MM WIDE,2100MM HIGH ALUMINIUM FRAME
FINISH:	WOOD TO BE SEALED WITH LINSEED OIL OR OTHER RECOMMENDED SEALANTS BY MANUFACTURE AND TO BE PAINTED TO ARCHITECT SPEC. APPROVED BY CLIENT		
GLAZING:	N/A		
IRON MONGERY:	IRONMONGERY SCHEDULE BY SPECIALIST. LOCK SET, OPENING LEAF DOOR HANDLE, AND HINGES AS PER MANUFACTURER'S SPECIFICATIONS.		
DOOR & FRAME DESCRIPTION:	2100 mm x 900mm SEMI SOLID HARDWOOD DOOR WITH SLATTED PANELS BOTH SIDES AND COUNSELED EDGES TO SUIT OPENING. DOOR TO BE FITTED WITH 3 x HINGES PER LEAF ALL TO SPECIALIST. COLOUR TO ARCHITECT.		

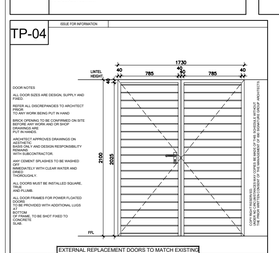

LOCATION:	5 DORS LIKE NO.48 EXISTER DORS		
QUANTITY:	05	TYPE:	DOOR 900MM WIDE,2100MM HIGH ALUMINIUM FRAME
FINISH:	WOOD TO BE SEALED WITH LINSEED OIL OR OTHER RECOMMENDED SEALANTS BY MANUFACTURE AND TO BE PAINTED TO ARCHITECT SPEC. APPROVED BY CLIENT		
GLAZING:	N/A		
IRON MONGERY:	IRONMONGERY SCHEDULE BY SPECIALIST. LOCK SET, OPENING LEAF DOOR HANDLE, AND HINGES AS PER MANUFACTURER'S SPECIFICATIONS.		
DOOR & FRAME DESCRIPTION:	2100 mm x 900mm SOLID HARDWOOD DOOR WITH SLATTED PANELS BOTH SIDES AND COUNSELED EDGES TO SUIT OPENING. DOOR TO BE FITTED WITH 3 x HINGES PER LEAF ALL TO SPECIALIST. COLOUR TO ARCHITECT		

LOCALITY PLAN

SCALE : N.T.S

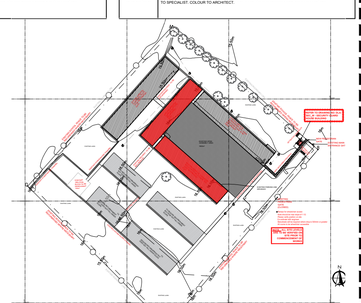

STIE DEVELOPMENT PLAN

SCALE : N.T.S

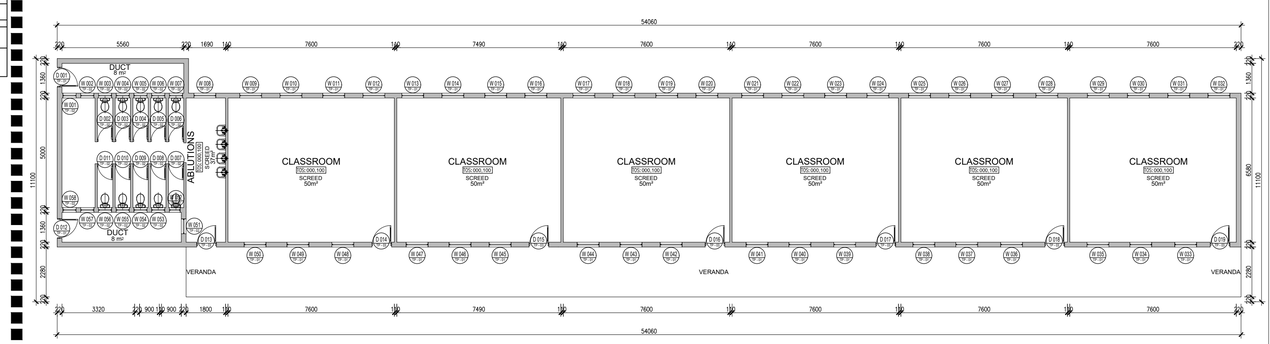

CLASSROOMS BLOCK B - PLAN

SCALE : 1: 100

NOTES IN RESPECT OF S.A. STANDARD CODE OF PRACTICE FOR THE APPLICATION OF THE NATIONAL BUILDING REGULATIONS, SANS 10400

FOR TENDER

NOTES:

GENERAL DRAWING NOTES

- THE DESIGN ON THIS DRAWING IS COPYRIGHT AND REMAINS THE PROPERTY OF THE ARCHITECTS.
- ALL WORK TO BE CARRIED OUT STRICTLY IN ACCORDANCE WITH MUNICIPAL REGULATIONS.
- DRAWINGS NOT TO BE SCALED, ONLY ANNOTATED DIMENSIONS TO BE CHECKED.
- ALL RELEVANT DATUM LEVELS, DIMENSIONS TO BE CHECKED ON SITE BEFORE COMMENCEMENT OF WORK.
- ALL DRAWINGS ARE TO BE CHECKED BY THE MAIN CONTRACTOR AND ANY DISCREPANCIES ON THE DRAWINGS OR BETWEEN THE DRAWINGS ARE TO BE REFERRED TO THE ARCHITECT.
- CONTRACTOR TO CHECK ALL QUANTITIES PRIOR TO ORDERING AND MANUFACTURE.
- CONTRACTOR TO PROVIDE SHOP DRAWINGS FOR APPROVAL BY ARCHITECT PRIOR TO MANUFACTURE.

NOTES FOR ELECTRONIC DRAWINGS

- THIS DRAWING MAY BE ISSUED ELECTRONICALLY.
- THIS DRAWING CONTAINS EXTERNAL REFERENCES (XREFS) WHICH SHOULD BE BOUND INTO THE DRAWING PRIOR TO ISSUE. PLEASE REFER ALSO TO REVISION NOTES ON THESE DRAWINGS.

REFERENCE DRAWING

NO.	DRAWING NUMBER	DESCRIPTION
1	1013-017-0001	SITE DEVELOPMENT PLAN
2	1013-017-0102	CL6_D-B & ADMIN BLOCK FLOOR PLANS & ROOF PLANS
3	1013-017-0500	FINISHING SCHEDULE

REVISION

NO.	DATE	REVISION	REV. BY
00	22/09/2022	FOR TENDER	M. BHENGU

SIGPRO SIGNATURES

	NAME	SIGNATURE	DATE
DESIGNED:	M. MAZIBA		23/05/2019
DRAWN BY:	M. BHENGU		22/09/2022
ENGINEER:			
PROJECT MANAGER:	S.SHAZI		23/05/2019

CLIENT DEPARTMENT SIGNATURES

FACILITY STAMP

FACILITY MANAGER

INFRASTRUCTURE MANAGER

GENERAL MANAGER

Checked by Professional Consultant

Name

Signature Date

SIGPRO
ENGINEERING AND PROJECT MANAGEMENT

DBSA
Development Bank of Southern Africa

NORTHERN REGION

Project
KZN DOE INFRASTRUCTURE DEVELOPMENT AND MAINTENANCE PROGRAMME

Drawing Description
DLAMVUZO HIGH SCHOOL - CL6_D-B & ADMIN BLOCK ROOF PLANS & FLOOR PLANS

Drawn: SIGPRO Date:28/06/2019

Scale/s:
AS SHOWN

Consultant Drawing Number:
1013-017-0102-REV 0

DBSA Drawing number
500121952

Stamped by Plans Approval Committee

ALL QUANTITIES TO BE CHECKED ON SITE BY THE CONTRACTOR PRIOR TO PLACING ORDERS . ALL FITTINGS TO BE INSTALLED IN STRICT ACCORDANCE WITH MANUFACTURERS SPECIFICATIONS
THIS DRAWING TO BE READ IN CONJUNCTION WITH FITTING / FINISHES SCHEDULE AND ANY DISCREPANCIES FOUND TO BE REPORTED TO THE OFFICE OF THE ARCHITECT IMMEDIATELY AND PRIOR TO PLACING OF ORDERS / MANUFACTURE .